



Porsche Club of America Phase II Registration

A Step-by-Step Guide

Opens April 5, 2023 at 12:00 PM (NOON) ET

Parade Registration is Divided Into 2 Phases:

Phase I: Register for Parade & Reserve Housing

Phase II: Register Co-Entrants, Guests & Juniors
Register for Banquets, All Events, & Activities

You may still register for Parade and reserve housing during Phase II.

Phase II Registration opens Wednesday, April 5, 2023 at 12 noon ET.



Phase II Registration is a la carte.

Register for banquets, events and activities specific to you, your family, and your guests.



The key to Phase II Parade Registration
is **preparation.**

Please review our **website** for information on
banquets, events, times, prices,
and event requirements.

Read the website carefully!

www.PorscheParade.org



Phase II Registration can feel overwhelming.

Make your schedule and cross reference it against the Parade schedule on our website

www.PorscheParade.org



Banquets



Pirelli Welcome Party

Kicks off Parade Sunday Evening, June 18

Two-Part Event

Social Hour: 7:00 pm - 8:00 pm

- All Entrants are welcome, no ticket required
- Cash bar (no food)
- Hear welcome announcements, guest speakers and reconnect with friends.

Dinner: 8:15 pm - 9:30 pm

- Ticket required for **ALL** entrants, including kids.
- Plated Dinner
- Plated Kids Meal Option
- Dress in your best California Resort Wear
- Entertainment



Porsche Concours d'Elegance & PCA National Awards Banquet

Tuesday Evening, June 20



- Premier Concours Awards
- PCA National Awards
- Assigned Seating (no changes)
- Plated Dinner
- Plated Kids Meal Option
- Cocktail Attire
- 7:00 pm - 7:30 pm - Social Hour
- 7:30 pm - 9:30 pm - Dinner & Awards
- Door Prizes



Porsche Design TSD Rally Banquet

Wednesday Evening, June 21



- TSD Rally Awards
- Region Website/Newsletter Awards
- Buffet
- Plated Kids Meal Option
- 7:00 pm - Social
- 7:30 pm - Dinner
- Door Prizes



Michelin Autocross Awards & PCA Juniors Recognition Dinner

Friday Evening, June 23



- Awards
 - Michelin Autocross Awards
 - Michelin Long Distance Award
 - PCA Juniors Recognition
 - Golf Tournament Awards
 - Gimmick Rally Awards
 - RC Car Awards
 - Art Show Awards
 - PCA Membership Awards
- Buffet
- Plated Kids Meal Option
- Cowboy Casual Attire
- 6:00 pm - 6:30 pm - Social
- 6:30 pm - 9:00 pm - Dinner & Awards
- Door Prizes



Reliable Carriers Victory Banquet

Saturday Evening, June 23



- Historical & Tech Quiz Awards
- Fun Run Awards
- Public Service Awards
- Assigned seating (no changes)
- Plated Dinner
- Plated Kids Meal Option
- Resort Elegant Attire
- 6:00 pm - 6:30 pm - Social
- 6:30 pm - 9:45 pm - Dinner & Awards
- Door Prizes & Grand Door Prize



Events & Activities



Parade Has Events & Activities for All Ages & Interests

Competitive Events

All Porsche Models Concours d'Elegance

Porsche Design Time Speed Distance (TSD) Rally

Michelin Autocross

LN Engineering Historical & Technical Quiz

Each event or activity has a Chair or Coordinator.
If you have a question about an event/activity, please contact them.
Their information can be found at

www.PorscheParade.org



Parade Has Events & Activities for All Ages & Interests

Other Events & Activities

- Art Classes
- Art Show
- Beer Tasting
- Destination Drives
- Driving Tours
- Food & Beverage Classes
- Fun Run
- Gimmick Rally
- Golf Tournament
- Hospitality
- Ice Cream Social
- Parade Store
- RC Cars
- Seminars
- SIM Racing
- Tech Tactics
- Historical Tour

Each event or activity has a Chair or Coordinator.
If you have a question about an event/activity, please contact them.
Their information can be found at

www.PorscheParade.org



PCA Juniors @ Parade



PCA Juniors @ Parade



- PCA Juniors is a program for kids 0-18
- PCA Juniors is not a babysitting service. PCA Juniors is a family activity.
- PCA Juniors has events and activities for all ages and interest levels - including littles and teenagers



PCA Juniors @ Parade

Special Events

PCA Juniors Competitive Event Series

Win trophies, just like the grown ups!

Youth Judging

Children will judge cars at the Concours d'Elegance.

Art Seminar with Kelly Telfer

Children 10 and older will paint with PCA's artist Kelly Telfer.

STEM Projects / Arts and Crafts

Engineering, Design, and Create

SIM Racing

Juniors of all ages can put their driving skills to the test.

Family Fun Night

Spend an evening with other PCA Families.



Registration for PCA Juniors, JPP, and CAFP

	Child Age Entrant	JPP Junior Participation Program	CAFP College Age Family Program	PCA Juniors @ Parade
What is it?	Access to Parade Venues; Ice Cream Social; RC Car Events; Parade Welcome Party Social Hour	Access to Parade Venues; Ice Cream Social; RC Car Events; Parade Welcome Party Social Allows non-entrants to compete in adult competition events.	Access to Parade Venues; Ice Cream Social; RC Car Events; Parade Welcome Party Social Allows non-entrants to compete in adult competition events.	PCA Juniors Competitive Events such as AnyCross & Mini Car Concours; Juniors STEM and Art Projects; Kelly Telfer Art Seminar; PCA Juniors Teen Lounge
Ages	0-12	AX: Ages 16 and 17 Rally Navigator: Ages 13 - 17	Ages 18 - 25	0 - 18
Parade Registration Instructions	Step 1: Register as Child Entrant Step 2: Register for PCA Juniors @ Parade Activities	Step 1: Register Entrant as JPP Step 2: Register for PCA Juniors @ Parade Activities	Register Entrant as CAFP	Step 1: Register Entrant for Parade Step 2: Register for PCA Juniors @ Parade Activities

Volunteering



Volunteering

Porsche Parade is not only Volunteer led, it is Volunteer run!

There is a job for every person and every ability.

Volunteering is a great way to meet PCA Members from other Regions.

You will receive a Volunteer T-Shirt.

Please volunteer!



Volunteer



- Most Volunteer Shifts are 2-3 hours
- Volunteers who work 2 or more shifts may attend the Volunteer Party on Saturday

There are more prizes given away at the
Volunteer Party
than all other banquets combined!



The Phase II Registration Process

Things You Need to Know



You Must Register for Parade in Advance

There is no onsite registration.

You must register for all banquets, most events, tours, and activities in advance.

The last day to register for banquets, most events and activities is May 13, 2023.

Register early! Events will fill quickly.



Be Aware of Specific Requirements for Competitive Events

Many competitive events have check-in deadline and/or safety requirements (helmets), such as passing a tech inspection.

Read the Parade Competition Rules (PCRs) and make sure you know what the requirements are for your events.

The PCRs and Inspection Forms are available on the Parade website. Know your class and/or category!

www.PorscheParade.org



You Can Participate in Select Events with Your Non-Porsche Car

Parade Attendees are PCA Members from all over the United States and Canada. Due to the distance from home, many attendees choose to fly to Parade and rent a car.

Parade Attendees may participate in the Driving Tours and Gimmick Rally with any car - not just a Porsche!



You Can Modify Your Parade Registration

You can modify your Parade Registration up until May 13, 2023.

You can sign up for additional events and activities, or decide not to participate in activities you originally signed up for.

If you modify your registration to add activities, additional fees may be due.

If you modify your registration to remove activities, refunds will be issued *after* registration has closed.

You have the freedom to change your mind.
But only until May 13!



Parade Event Waitlists

Events fill up quickly.

You are not registered for an event until you complete the check out process.

If the event is full, you may register with Waitlist Status.

The system will give you the option to proceed with Waitlist Status.

You will not be charged at this time.

As attendees modify their registrations and/or cancel,
Registrants with Waitlist Status will be moved into the event.

Patience, please!



Parade Cancellation Policy

Parade registrations are not transferrable

100% of the Parade Registration Fees, minus a \$50 administrative fee, will be refunded for cancellations received prior to April 20 (11:59 PM ET)

50% of Registration Fees, plus a \$50 administrative fee, will be withheld for cancellations received from April 21 - May 19

There are no refunds for cancellations received after 11:59 pm ET on May 19

All cancellation requests must be emailed to the Parade Registrar:
paradereg@national.pca.org



Cancellation Policy

Hotel reservations must be cancelled separately:

You must contact the Porsche Parade Housing Bureau via email
to cancel hotel reservations.

porscheparade@conferencedirect.com

All hotel cancellations will be subject to a \$50 cancellation fee.



How To Complete Phase II Registration



Information You Need For Registration

Before logging in to the Registration System, you need to have the following information:

License plates of all Porsche(s) you are bringing

Brand of tires on all Porsche(s) you are bringing

Dates of birth for all children attending

T-shirt sizes of all Parade attendees, including children

Banquet / meal selections

Volunteer Shifts you would like to work


Competitive event selections, including the class/category you are entering

All other events / activities in which you wish to participate

If you are trailering your Porsche: know the length of your trailer and
and license plate for your trailer

How To Complete Your Registration

This is what the Parade Registration Screen looks like:

 Parade Registration

How to register: Click on a box below to edit your registration for that event. In order to check out, you must go through each event and complete the form, regardless of whether you will be participating in that event or not. To decline multiple events, click "Select Multiple Events" and click on the events you want to select. Selected events will turn a dark color. When you are done, click the "Mark selected as not participating" button. NOTE: You are not registered for the parade until you have paid and received a confirmation email with your parade entrant number.

[Checkout](#)

Registration Summary

Status: **Complete**

Entrant Badge	Test Region Official
Parade Entrant #	
Coentrant Badge	--
Add'l Family	0
Total Persons	1

Fee Summary


Entry fee	\$200
Add'l family fee	\$0
Meal fee	\$0
Event fee	\$0
Total fee	\$200

Payment Summary

Payments credited	\$0
Rem. balance	\$200

Actions

- [Print summary](#)
- [See attendees](#)

Registrar
Kathleen Behrens

registrar@pcaparade.org

Primary Information

Primary Entrant \$200.00	Co-Entrant & Guests \$0.00	Meals \$0.00	Cars	Volunteer
-----------------------------	-------------------------------	-----------------	------	-----------

Events

[Select Multiple Events](#) [View as Chart](#)

Grill Badge \$0	Ozark Distillery Moonshine \$0	Art Show \$0	Michelin Drive and Compare \$0
Porsche Concours \$0	Michelin Autocross Day 1 \$0	Michelin Autocross Day 2 \$0	Technical & Historic Quiz \$0
Mobil 1 TSD Rally \$0	Gimmick Rally \$0	Parade of Porsches \$0	Tech Academy \$0
5K Run/Walk \$0	Golf Tournament \$0	Beer Tasting \$0	Wine Tasting \$0
RC Car On-Road Competition \$0	RC Car Off-Road Competition \$0	Parade Kids \$0	
Dinner Cruise: Lake of the Ozarks #1 \$0	Dinner Cruise: Lake of the Ozarks #2 \$0		

How To Complete Your Registration

This is what the Parade Registration Screen looks like:

Parade Registration

How to register: Click on a box below to edit your registration for that event. In order to check out, you must go through each event and complete the form, regardless of whether you will be participating in that event or not. To decline multiple events, click "Select Multiple Events" and click on the events you want to select. Selected events will turn a dark color. When you are done, click the "Mark selected as not participating" button. NOTE: You are not registered for the parade until you have paid and received a confirmation email with your parade entrant number.

Registration Summary
Status: **Complete**

Entrant Badge	Test Region Official
Parade Entrant #	
Coentrant Badge	--
Add'l Family	0
Total Persons	1

Fee Summary

Entry fee	\$200
Add'l family fee	\$0
Meal fee	\$0
Event fee	\$0
Total fee	\$200

Payment Summary

Payments credited	\$0
Rem. balance	\$200

Actions

- [Print summary](#)
- [See attendees](#)

Registrar
Kathleen Behrens
registrar@pcaparade.org

Primary Information

Primary Entrant \$200.00 Co-Entrant & Guests \$0.00 Meals \$0.00 Cars Volunteer

Events

Select Multiple Events View as Chart


Grill Badge \$0	Ozark Distillery Moonshine \$0	Art Show \$0
Porsche Concours \$0	Michelin Autocross Day 1 \$0	Michelin Autocross Day 2 \$0
Mobil 1 TSD Rally \$0	Gimmick Rally \$0	Parade of Porsche \$0
5K Run/Walk \$0	Golf Tournament \$0	Beer Tasting \$0
RC Car On-Road Competition \$0	RC Car Off-Road Competition \$0	Parade Kids \$0
Dinner Cruise: Lake of the Ozarks #1 \$0	Dinner Cruise: Lake of the Ozarks #2 \$0	

The Registration System will display all Events.

Click a box to go into that event.

How To Complete Your Registration

This is what the Parade Registration Screen looks like:

 Parade Registration

[Return to dashboard](#)

Driving Tour: Bass Pro Shop #1

Tuesday, July 10, 7:00 am to 3:00 pm

This driving tour will headwest and south along the back roads of central Missouri with some nice curvy sections and then into Springfield. The real draw here, however, is the huge facility. You may have been in a Bass Pro Shop store elsewhere, but I'm quite certain you haven't been in one this size! The main store houses thousands of items, one of which being Earnest Hemmingway's fishing boat and a Zane Gray boat actually floating on water.. One section of the store is devoted to a gun museum for the National Rifle Association and includes famous and one-of-a-kind guns such as: Theodore Roosevelt's and Dwight Eisenhower's personal guns and the gun that killed Jesse James. It is truly an impressive display, despite any personal feelings about gun legislation and the controversy surrounding the topic. It is actually a trip through American history.

Event URL: <http://parade2018.pca.org/tours.html>
Contact: [Greg Halverson](#)

Approximately 121 miles, 4 hours (not including museum tours) tour time.

Buffet Lunch at Hemmingway's which changes daily. Selections should include fried catfish, popcorn shrimp, clam strips, soup and salad bar, and desserts. Beverage choice of tea, water or lemonade.

i This event overlaps with the following events:

- Mobil 1 TSD Rally - Tuesday, July 10, 6:00 am to 3:30 pm
- Driving Tour: State Prison #1 - Tuesday, July 10, 8:00 am to 3:30 pm
- Driving Tour: Stone Hill Winery #1 - Tuesday, July 10, 9:00 am to 4:00 pm
- Driving Tour: Branson Belle Cruise #1 - Tuesday, July 10, 7:00 am to 5:00 pm
- Driving Tour: Warm Springs Ranch #1 - Tuesday, July 10, 7:00 am to 2:00 pm
- Distillery Tour: Ozark Distillery #1 - Tuesday, July 10, 2:00 pm to 3:30 pm
- Boat Tour: Lake of the Ozarks #1 - Tuesday, July 10, 10:00 am to 11:30 am
- Boat Tour: Lake of the Ozarks #2 - Tuesday, July 10, 2:00 pm to 3:30 pm
- RC Car On-Road Competition - Tuesday, July 10, 12:00 pm to 4:00 pm
- Driving Tour: Warm Springs Ranch #2 - Tuesday, July 10, 9:00 am to 4:00 pm

[Mark as not participating and continue](#)

Register (Total cost: \$0)

Test Region Official

Would you like to join the driving tour to Bass Pro Shop Headquarters??* (Price: \$20)

Yes No

[Save and continue](#) Next: Driving Tour: Bass Pro Shop #2

How To Complete Your Registration

This is what the Parade Registration Screen looks like:

The screenshot shows a registration page for an event. At the top left is the 'pcc' logo and the text 'Parade Registration'. A 'Return to dashboard' button is in the top right. The event title is 'Driving Tour: Bass Pro Shop #1' with the date and time 'Tuesday, July 10, 7:00 am to 3:00 pm'. Below this is a detailed description of the driving tour, including the route through central Missouri and a visit to a Bass Pro Shop. To the right of the description are the 'Event URL' and 'Contact: Greg Halverson'. A yellow highlighted section at the bottom lists overlapping events for the same day, such as 'Mobil 1 TSD Rally' and 'Driving Tour: State Prison #1'. At the bottom of the page, there is a 'Test Region Official' label, a 'Save and continue' button, and a 'Next: Driving Tour: Bass Pro Shop #2' link.

Event's date and time.

Event description.


Check for conflicts.

The system will let you register for events with conflicting times.

We strongly recommend making a schedule and checking for conflicts before logging into the Registration System

How To Complete Your Registration

This is what the Parade Registration Screen looks like:

 Parade Registration

[Return to dashboard](#)

Driving Tour: Bass Pro Shop #1

Tuesday, July 10, 7:00 am to 3:00 pm

This driving tour will headwest and south along the back roads of central Missouri with some nice curvy sections and then into Springfield. The real draw here, however, is the huge facility. You may have been in a Bass Pro Shop store elsewhere, but I'm quite certain you haven't been in one this size! The main store houses thousands of items, one of which being Earnest Hemmingway's fishing boat and a Zane Gray boat actually floating on water.. One section of the store is devoted to a gun museum for the National Rifle Association and includes famous and one-of-a-kind guns such as: Theodore Roosevelt's and Dwight Eisenhower's personal guns and the gun that killed Jesse James. It is truly an impressive display, despite any personal feelings about gun legislation and the controversy surrounding the topic. It is actually a trip through American history.

Event URL: <http://parade2018.pca.org/tours.html>
Contact: [Greg Halverson](#)

Approximately 121 miles, 4 hours (not including museum tours) tour time.

Buffet Lunch at Hemmingway's which changes daily. Selections should include fried catfish, popcorn shrimp, clam strips, soup and salad bar, and desserts. Beverage choice of tea, water or lemonade.

This event overlaps with the following events:

- Mobil 1 TSD Rally - Tuesday, July 10, 6:00 am to 3:30 pm
- Driving Tour: State Prison #1 - Tuesday, July 10, 8:00 am to 3:30 pm
- Driving Tour: Stone Hill Winery #1 - Tuesday, July 10, 9:00 am to 4:00 pm
- Driving Tour: Branson Belle Cruise #1 - Tuesday, July 10, 7:00 am to 5:00 pm
- Driving Tour: Warm Springs Ranch #1 - Tuesday, July 10, 7:00 am to 2:00 pm
- Distillery Tour: Ozark Distillery #1 - Tuesday, July 10, 2:00 pm to 3:30 pm
- Boat Tour: Lake of the Ozarks #1 - Tuesday, July 10, 10:00 am to 11:30 am
- Boat Tour: Lake of the Ozarks #2 - Tuesday, July 10, 2:00 pm to 3:30 pm
- RC Car On-Road Competition - Tuesday, July 10, 12:00 pm to 4:00 pm
- Driving Tour: Warm Springs Ranch #2 - Tuesday, July 10, 9:00 am to 4:00 pm

Register (Total cost: \$0)

Test Region Official

Would you like to join the driving tour to Bass Pro Shop Headquarters??* (Price: \$20)

Yes No

[Save and continue](#)


Select "yes" or "no" to indicate whether or not you would like to participate.

Click

"Save and continue"

How To Complete Your Registration

This is what the Parade Registration Screen looks like:

 Parade Registration

TSD Rally

Tuesday, July 10, 6:00 am to 3:30 pm

[Return to dashboard](#)

The Time-Speed-Distance (TSD) Rally will take you around the scenic roads surrounding the Lake of the Ozarks area in a rally sharpened for your driving pleasure. It will delight the novice and challenge the rally experts! Consider attending the Rally School on Monday afternoon whether you are new to rallying or just want a refresher.

Total time: 4 hours
Total mileage: 110 miles

To register: ONLY THE DRIVER SHOULD REGISTER FOR THIS EVENT. If you are not driving your Porsche in this event, the Porsche used must be a registered for the Parade by another entrant. Junior Participation Program (JPP) members may not drive in the TSD Rally, but may navigate with either of their sponsoring PCA members driving. College Age Family Program (CAFP) members may either drive or navigate in the TSD Rally. Kids younger than JPP age are not allowed on the Rally. Only two people may be in the rally car, the driver and the navigator. Adult Guests are not allowed to compete in this event. Only registered Porsches may be driven on the rally. Only two people are allowed in the car during the rally. Be sure to see the current Parade Competition Rules (PCRs) for definitions of the current rally classes offered (available classes currently are six). The use of GPS Navigation Systems (both factory and portable) have been clarified. Entrants are responsible for correctly classifying their own vehicle.

Event URL: <http://2018parade.pca.org/rally.html>
Contact: Rik Larson

ⓘ This event overlaps with the following events:

- Driving Tour: State Prison #1 - Tuesday, July 10, 8:00 am to 3:30 pm
- Driving Tour: Stone Hill Winery #1 - Tuesday, July 10, 9:00 am to 4:00 pm
- Driving Tour: Bass Pro Shop #1 - Tuesday, July 10, 7:00 am to 3:00 pm
- Driving Tour: Branson Belle Cruise #1 - Tuesday, July 10, 7:00 am to 5:00 pm
- Driving Tour: Warm Springs Ranch #1 - Tuesday, July 10, 7:00 am to 2:00 pm
- Distillery Tour: Ozark Distillery #1 - Tuesday, July 10, 2:00 pm to 3:30 pm
- Boat Tour: Lake of the Ozarks #1 - Tuesday, July 10, 10:00 am to 11:30 am
- Boat Tour: Lake of the Ozarks #2 - Tuesday, July 10, 2:00 pm to 3:30 pm
- RC Car On-Road Competition - Tuesday, July 10, 12:00 pm to 4:00 pm
- Driving Tour: Warm Springs Ranch #2 - Tuesday, July 10, 9:00 am to 4:00 pm

Register (Total cost: \$0) [Mark as not participating and continue](#)


Participant Name

Would you like to participate in the TSD Rally? (Drivers Only) * (Price: \$25)

Yes No

How To Complete Your Registration

This is what the Parade Registration Screen looks like:

 Parade Registration

TSD Rally

Tuesday, July 10, 6:00 am to 3:30 pm

[Return to dashboard](#)

The Time-Speed-Distance (TSD) Rally will take you around the scenic roads surrounding the Lake of the Ozarks area in a rally sharpened for your driving pleasure. It will delight the novice and challenge the rally experts! Consider attending the Rally School on Monday afternoon whether you are new to rallying or just want a refresher.

Total time: 4 hours
Total mileage: 110 miles

To register: ONLY THE DRIVER SHOULD REGISTER FOR THIS EVENT. If you are not driving your Porsche in this event, the Porsche used must be a registered for the Parade by another entrant. Junior Participation Program (JPP) members may not drive in the TSD Rally, but may navigate with either of their sponsoring PCA members driving. College Age Family Program (CAFP) members may either drive or navigate in the TSD Rally. Kids younger than JPP age are not allowed on the Rally. Only two people may be in the rally car, the driver and the navigator. Adult Guests are not allowed to compete in this event. Only registered Porsches may be driven on the rally. Only two people are allowed in the car during the rally. Be sure to see the current Parade Competition Rules (PCRs) for definitions of the current rally classes offered (available classes currently are six). The use of GPS Navigation Systems (both factory and portable) have been clarified. Entrants are responsible for correctly classifying their own vehicle.

Event URL: <http://2018parade.pca.org/rally.html>
Contact: Rik Larson

ⓘ This event overlaps with the following events:

- Driving Tour: State Prison #1 - Tuesday, July 10, 8:00 am to 3:30 pm
- Driving Tour: Stone Hill Winery #1 - Tuesday, July 10, 9:00 am to 4:00 pm
- Driving Tour: Bass Pro Shop #1 - Tuesday, July 10, 7:00 am to 3:00 pm
- Driving Tour: Branson Belle Cruise #1 - Tuesday, July 10, 7:00 am to 5:00 pm
- Driving Tour: Warm Springs Ranch #1 - Tuesday, July 10, 7:00 am to 2:00 pm
- Distillery Tour: Ozark Distillery #1 - Tuesday, July 10, 2:00 pm to 3:30 pm
- Boat Tour: Lake of the Ozarks #1 - Tuesday, July 10, 10:00 am to 11:30 am
- Boat Tour: Lake of the Ozarks #2 - Tuesday, July 10, 2:00 pm to 3:30 pm
- RC Car On-Road Competition - Tuesday, July 10, 12:00 pm to 4:00 pm
- Driving Tour: Warm Springs Ranch #2 - Tuesday, July 10, 9:00 am to 4:00 pm

Register (Total cost: \$0)

Participant Name

Would you like to participate in the TSD Rally? (Drivers Only)* (Price: \$25)

Yes No

Special Instructions.



How To Complete Your Registration

This is what the Parade Registration Screen looks like:

Some events require a competition class.

TSD Rally

In what class would you like to compete?*

Choose one

Save and continue

Next: Gimmick Rally

been clarified. Entrants are responsible for correctly classifying their own vehicle.

Read the Parade Competition Rules (PCRs) to determine your class.

- Driving Tour: Stone Hill Winery #1 - Tuesday, July 10, 9:00 am to 4:00 pm
- Driving Tour: Bass Pro Shop #1 - Tuesday, July 10, 7:00 am to 3:00 pm
- Driving Tour: Branson Belle Cruise #1 - Tuesday, July 10, 7:00 am to 5:00 pm
- Driving Tour: Warm Springs Ranch #1 - Tuesday, July 10, 7:00 am to 2:00 pm

The PCRs are available on our website

www.PorscheParade.org

Yes No

How To Complete Your Registration


This is what the Parade Registration Screen looks like:



The screenshot shows a web interface for 'Parade Registration'. The page title is 'Parade Registration' with a logo on the left. The main heading is 'Volunteer' with the subtext 'Volunteer to help out around Parade!'. Below this is a section for 'Test Region Official' with the question 'Do you want to be a volunteer worker?' and radio buttons for 'No' and 'Yes'. A green 'Save and continue' button is positioned below the radio buttons. In the top right corner, there is a 'Return to dashboard' link. A large black rectangular box is overlaid on the right side of the page, containing the text 'Please Volunteer!' and 'Parade is run by you!' in orange font.

How To Complete Your Registration

This is what the Parade Registration Screen looks like:

 Parade Registration

[Return to dashboard](#)

Volunteer

Volunteer to help out around Parade!

Test Region Official

Do you want to be a volunteer worker?

No Yes

List any special skills or previous Parade experiences that might apply to the worker assignment. If you don't find your choice below, enter it here. Please also enter any positions that you cannot or do not want to do or let us know of any specific physical limitations that you may have.

Skills

Attending the volunteer party? No Yes

Please note: to qualify for attending the volunteer/workers party, you need to work at least one double shift or two single shifts.

T-shirt size:

Shifts

Select your volunteer preferences here.

How many shifts do you want to work?

Shift 1	<input type="text" value="Choose a day"/>	<input type="text" value="Choose an event"/>	<input type="text" value="Choose a job"/>	<input type="text" value="Choose a shift"/>
Alt Shift 1	<input type="text" value="Choose a day"/>	<input type="text" value="Choose an event"/>	<input type="text" value="Choose a job"/>	<input type="text" value="Choose a shift"/>
Shift 2	<input type="text" value="Choose a day"/>	<input type="text" value="Choose an event"/>	<input type="text" value="Choose a job"/>	<input type="text" value="Choose a shift"/>
Alt Shift 2	<input type="text" value="Choose a day"/>	<input type="text" value="Choose an event"/>	<input type="text" value="Choose a job"/>	<input type="text" value="Choose a shift"/>
Shift 3	<input type="text" value="Choose a day"/>	<input type="text" value="Choose an event"/>	<input type="text" value="Choose a job"/>	<input type="text" value="Choose a shift"/>
Alt Shift 3	<input type="text" value="Choose a day"/>	<input type="text" value="Choose an event"/>	<input type="text" value="Choose a job"/>	<input type="text" value="Choose a shift"/>

[Next: Dashboard](#)

How To Complete Your Registration

This is what the Parade Registration Screen looks like:

The screenshot shows a web form titled "Parade Registration" with a sub-header "Volunteer". A "Return to dashboard" button is in the top right. The form includes a "Test Region Official" section with a question "Do you want to be a volunteer worker?" and radio buttons for "No" and "Yes". Below this is a "Skills" text input field, which is highlighted by a red arrow pointing from a black box containing the text "Any special skills?". Further down, there is a question "Attending the volunteer party?" with "No" and "Yes" radio buttons, and a note about attending the party. A "T-shirt size" dropdown menu is set to "Choose a size". The "Shifts" section asks "How many shifts do you want to work?" with a "Choose a number" dropdown. Below this are six rows of shift selection, each with four dropdown menus: "Choose a day", "Choose an event", "Choose a job", and "Choose a shift". The rows are labeled "Shift 1", "Alt Shift 1", "Shift 2", "Alt Shift 2", "Shift 3", and "Alt Shift 3". At the bottom, there is a green "Save and continue" button and a "Next: Dashboard" link.

Any special skills?

How To Complete Your Registration

This is what the Parade Registration Screen looks like:

The screenshot shows a web form titled "Parade Registration" with a sub-header "Volunteer". It includes a "Return to dashboard" button in the top right. The form contains several sections: "Test Region Official" with a "Do you want to be a volunteer worker?" question and radio buttons for "No" and "Yes"; a "Skills" text input field; an "Attending the volunteer party?" question with radio buttons for "No" and "Yes", accompanied by a note and a red arrow pointing to the "Yes" option; a "T-shirt size" dropdown menu; and a "Shifts" section with a "How many shifts do you want to work?" dropdown and a table of shift options. Each shift row includes dropdowns for "Choose a day", "Choose an event", and "Choose a job". At the bottom, there is a green "Save and continue" button and a "Next: Dashboard" link.

Attending the Volunteer Party on Saturday?

More prizes are given away at the Volunteer Party than all other banquets combined.

How To Complete Your Registration

This is what the Parade Registration Screen looks like:

The screenshot shows a web form titled "Parade Registration" with a sub-section for "Volunteer". The form includes a "Return to dashboard" button, a "Test Region Official" checkbox, and a question "Do you want to be a volunteer worker?" with radio buttons for "No" and "Yes". Below this is a text area for "Skills". Another question asks "Attending the volunteer party?" with "No" and "Yes" radio buttons. A note states: "Please note: to qualify for attending the volunteer/workers party, you need to work at least one double shift." The "T-shirt size:" field is a dropdown menu with "Choose a size" selected. Below this is a "Shifts" section with the instruction "Select your volunteer preferences here." and a question "How many shifts do you want to work?" with a "Choose a number" dropdown. The form lists several shift options, each with a "Shift" label and a dropdown menu. A large blue text box is overlaid on the shift selection area, containing the text "Double check your size. There will be no exchange." An orange arrow points from this text box to the "T-shirt size:" dropdown menu. At the bottom of the form, there is a green "Save and continue" button and a "Next: Dashboard" link.

Parade Registration

Return to dashboard

Volunteer

Volunteer to help out around Parade!

Test Region Official

Do you want to be a volunteer worker?

No Yes

List any special skills or previous Parade experiences that might apply to the worker assignment. If you don't find your choice below, enter it here. Please also enter any positions that you cannot or do not want to do or let us know of any specific physical limitations that you may have.

Skills

Attending the volunteer party? No Yes

Please note: to qualify for attending the volunteer/workers party, you need to work at least one double shift.

T-shirt size: Choose a size

Shifts

Select your volunteer preferences here.

How many shifts do you want to work? Choose a number

Shift

Alt Shift

Shift

Alt Shift 2

Shift 3

Alt Shift 3

Save and continue

Next: Dashboard

Tell us your size.

**Double check your size.
There will be no exchange.**

How To Complete Your Registration

This is what the Parade Registration Screen looks like:

The screenshot shows a web form titled "Parade Registration" with a sub-header "Volunteer". The form includes a "Return to dashboard" button in the top right. Below the title, there is a sub-section "Test Region Official" with a question "Do you want to be a volunteer worker?" and radio buttons for "No" and "Yes". A text area for "Skills" is provided. Below that, there is a question "Attending the volunteer party?" with "No" and "Yes" radio buttons. A "T-shirt size" dropdown menu is also present. The main section is "Shifts", with the instruction "Select your volunteer preferences here." and a "How many shifts do you want to work?" dropdown menu. Below this, there are three rows of shift selection, each with "Shift" and "Alt Shift" options. Each row contains four dropdown menus: "Choose a day", "Choose an event", "Choose a job", and "Choose a shift". At the bottom, there is a green "Save and continue" button and a "Next: Dashboard" link.

Fill out your preferences.
Pick days, events, jobs, and shifts that meet your schedule!

How To Complete Your Registration

This is what the Parade Registration Screen looks like:

Parade Registration

How to register: Click on a box below to edit your registration for that event. In order to check out, you must go through each event and complete the form, regardless of whether you will be participating in that event or not. To decline multiple events, click "Select Multiple Events" and click on the events you want to select. Selected events will turn a dark color. When you are done, click the "Mark selected as not participating" button. NOTE: You are not registered for the parade until you have paid and received a confirmation email with your parade entrant number.

Registration Summary
Status: **Complete**

Entrant Badge	Test Region Official
Parade Entrant #	
Coentrant Badge	--
Add'l Family	0
Total Persons	1

Fee Summary

Entry fee	\$200
Add'l family fee	\$0
Meal fee	\$0
Event fee	\$0
Total fee	\$200

Payment Summary

Payments credited	\$0
Rem. balance	\$200

Actions

- [Print summary](#)
- [See attendees](#)

Registrar
Kathleen Behrens
[Redacted]
registrar@pcaparade.org

Primary Information

Primary Entrant \$200.00	Co-Entrant & Guests \$0.00	Meals \$0.00	Cars	Volunteer
-----------------------------	-------------------------------	-----------------	------	-----------

[Select Multiple Events](#) [View as Chart](#)

Checkout

Event Selection Grid:

5K Run/Walk \$0	Golf Tournament \$0	Beer Tasting \$0	Wine Tasting \$0
RC Car On-Road Competition \$0	RC Car Off-Road Competition \$0	Parade Kids \$0	
Dinner Cruise: Lake of the Ozarks #1 \$0	Dinner Cruise: Lake of the Ozarks #2 \$0		

As you make your selections, the Registration System will keep track of your selections and total cost.

How To Complete Your Registration

This is what the Parade Registration Screen looks like:

When you are finished making selections, go to "Checkout".

Registration Summary
Status: **Complete**

Entrant Badge	Test Region Official
Parade Entrant #	
Coentrant Badge	--
Add'l Family	0
Total	1

Primary Information

Primary Entrant \$200.00	Co-Entrant & Guests \$0.00	Meals \$0.00	Cars	Volunteer
--------------------------	----------------------------	--------------	------	-----------

Events

Select Multiple Events View as Chart

The "Checkout" button will not activate until all boxes are filled with a color. (No gray boxes left)


Tip: You can save your registration progress, and finish later. Beware that some events may fill up!

Remember, you can modify your registration until May 13, 2023.

Add'l family fee	\$0	Porsche Concours \$0	Michelin Autocross Day 1 \$0	Michelin Autocross Day 2 \$0	Technical & Historic Quiz \$0
Meal fee	\$0				
Event fee	\$0				
Total					
Payment					
Payment					
Rem. balance	\$200				
Actions		5K Run/Walk \$0	Golf Tournament \$0	Beer Tasting \$0	Wine Tasting \$0
Registration					
Kath					
regist					
		Dinner Cruise: Lake of the Ozarks #1 \$0	Dinner Cruise: Lake of the Ozarks #2 \$0		

How To Complete Your Registration

This is what the Parade Registration Screen looks like:

 Parade Registration

Checkout

You currently have a balance of **\$220.00**.

NOTE: You are not registered for the parade until you have paid and received a confirmation email with your parade entrant number.

Late Fee: Parade entrants registering 05.28.2018 (12:01 am) through 06.10.2018 (11:59 pm) will be assessed an additional late fee of \$60.

Refund Policy: All fees paid will be recorded and deposited at the time of registration. Parade registrations are not transferable. 100% of your registration fee will be refunded if your emailed cancellation request (registrar@pcaparade.org) is received by the Parade Registrar no later than 04.06.2018 (11:59 pm); otherwise there is a 50% cancellation penalty. Once Parade Registration closes on 06.10.2018 (11:59 pm), there are no refunds.

Please enter your credit card information below. We accept Visa, MasterCard and American Express.

Payment Information

Name	<input type="text" value="Test"/>	<input type="text" value="Region Official"/>	
Address	<input type="text" value="9689 Gerwig Lane"/>	<input type="text" value="Apt/Suite"/>	
City	<input type="text" value="Columbia"/>	<input type="text" value="MD"/>	<input type="text" value="21046"/>
Country	<input type="text" value="us"/>		

Credit Card Information

Since this is not production, here are some sample cards:

Amex 1	<input type="text"/>
Amex 2	<input type="text"/>
Amex Corporate	<input type="text"/>
Discover 1	<input type="text"/>
Discover 2	<input type="text"/>
Mastercard 1	<input type="text"/>
Mastercard 2	<input type="text"/>
Visa 1	<input type="text"/>
Visa 2	<input type="text"/>
Visa 3	<input type="text"/>

Card Number	<input type="text" value="Card Number"/>	
Expiration	<input type="text" value="January"/>	<input type="text" value="2019"/>

How To Complete Your Registration

This is what the Parade Registration Screen looks like:

Parade Registration

Checkout

You currently have a balance of **\$220.00**.

NOTE: You are not registered for the parade until you have paid and received a confirmation email with your parade entrant number.

Late Fee: Parade entrants registering 05.28.2018 (12:01 am) through 06.10.2018 (11:59 pm) will be assessed an additional late fee of \$60.

Refund Policy: All fees paid will be recorded and deposited at the time of registration. Parade registrations are not transferable. 100% of your registration fee will be refunded if your emailed cancellation request (registrar@pcaparade.org) is received by the Parade Registrar no later than 04.06.2018 (11:59 pm); otherwise there is a 50% cancellation penalty. Once Parade Registration closes on 06.10.2018 (11:59 pm), there are no refunds.

Please enter your credit card information below. We accept Visa, MasterCard and American Express.

Payment Information

Name	<input type="text" value="Test"/>	<input type="text" value="Region Official"/>	
Address	<input type="text" value="9689 Gerwig Lane"/>	<input type="text" value="Apt/Suite"/>	
City	<input type="text" value="Columbia"/>	<input type="text" value="MD"/>	<input type="text" value="21046"/>
Country	<input type="text" value="us"/>		

Credit Card Information

Since this is not production, here are some sample cards:

Card Number	<input type="text" value="Card Number"/>	
Expiration	<input type="text" value="January"/>	<input type="text" value="2019"/>

Have your payment information ready.

Use the billing address associated with your credit card.

All fees are due upon checkout.

That's it!

**You have now completed
Phase II Parade Registration!**



Parade 101



Parade 101

Parade 101 is a short video will teach you how to navigate Parade week.

We encourage you to watch it!

Parade Check-In opens at 9:00 am on Sunday, June 18, 2023.



Reminder:

Phase II Parade Registration opens

Wednesday April 5, 2023

12:00 PM ET

Prepare for Phase II Registration by reviewing
the Parade website.

www.PorscheParade.org



See you in June!



www.PorscheParade.org